

MOISTURE GUARD™ PLASTIC LAMINATE

MOISTURE GUARD™

WE'VE REIMAGINED PLASTIC LAMINATE

48 | **48**
COLORS | **HOURS** *



Moisture Guard™ Edge Banding: Available on all partition doors, panels, pilasters and urinal screens in 48 colors.

ASI Group's Moisture Guard™ offers durability plus a variety of aesthetic options, allowing you to specify and use Plastic Laminate anywhere you could imagine.

ASI Group's proprietary manufacturing process fuses Moisture Guard™ Edge Banding with the internal substrate, creating a seamless beveled profile that eliminates any unsightly black lines that appear in standard Plastic Laminate. And it's backed by an industry leading, exclusive, five-year warranty.

ASTM tests on Moisture Guard™ Edge Banding confirms 3X greater durability with increased resistance to moisture and humidity than standard Plastic Laminate.

NEW colors shipped in 48 hours. We have refreshed our selection of Moisture Guard™ colors and patterns to offer an updated palette for you to create your designs. **AND** we will still ship you these **48 colors in 48 hours*** from the time you approve your order.

As an added bonus we will save installers even more time with our **Easy Stall Shoe****, which speeds up the installation process.

*48 colors in 48 hours are only available in Floor Anchored/Overhead Braced.

**Easy Stall Shoe in Floor Anchored/Overhead Braced only.

Moisture Guard™
Plastic Laminate

Standard
Plastic Laminate

ASI®
Accurate
Partitions



****Wheat Strand 9110**



Casual Linen 4538




Crisp Linen 1150



****Asian Night 9550**




****Windswept Pewter 3849**



Folkstone Celesta 3300



Dove Gray 3010



Patine Bronze 4707



Spruce Mist 5516



****Phantom Charcoal 9214**




Brittany Blue 7010



****Kingswood Walnut 9218**




****Hampton Walnut 9759**



Graphite Graphix 3020




Carrara Bianco 1096




****Mahogany 9939**



****Aged Ash 9844**




****Pewter Mesh 5993**



Silver Gray 3000



****Burnt Strand 5107**



Sand 4010



Canyon Zephyr 3713



****Natural Recon 9796**



****Handspun Chestnut 4036**



Algae 5796



Storm Solidz 3542



****Smoky Brown Pear 9488**



Smoke 8450




Black 2000




****Field Elm 9799**



****Handspun Pearl 3033**




Graphite 2150




Smoke Quarstone 3350



****Millennium Oak 9887**



Fog 3450



****Cotton Cloth 1681**



****Weathered Ash 9842**



****Satin Stainless 5030**



****Antique Mango 9783**



Navy Grafix 7318



****White Ash 1841**



Jadeite 5198



****Neo Walnut 7954**



****Danish Maple 9906**




Taupe 9096



Mission White 1010



****Handspun Slate 3035**



Almond 4000

Actual colors may vary slightly from those shown due to limitations in the printing process.

**Should you require different colors we will provide partitions in the Standard Plastic Laminate construction with the 2-year warranty.*

***Directional Pattern – Pattern on panels over 60" wide will run perpendicular to pattern on doors and pilasters. Patterns shown are cropped from the full size sheet, contact us for additional references.*

ASI Accurate Partitions

160 Tower Drive

Burr Ridge, IL 60527

Tel: 708.442.6800 Fax: 708.442.7439

Email: info@asi-accuratepartitions.com

Web: asi-accuratepartitions.com